

2017 Municipal Budget

Township of Beckwith



Presented by: Reeve Richard Kidd

May 2nd, 2017

2017 Municipal Budget

Township of Beckwith

Municipalities generate property tax bills to all properties within their boundaries including Residential, Commercial, Industrial, Managed Forest, Pipeline and Farmlands.

Beckwith is a lower tier municipality which means it collects taxes for Municipal Services, County Services and School Boards.

2017 Municipal Budget

Township of Beckwith

This budget presentation is for the municipal portion only.

Beckwith Township's total municipal tax levy will increase by 1.85% in 2017.

To calculate the tax rate the municipality calculates the total cost for all services, less any offsetting revenues such as grants, user fees, money borrowed or transferred from reserves. This total is divided by the total weighted assessment of the municipality.

2017 Municipal Budget

Township of Beckwith

- Total Expenditures of \$ 7,724,859
- Total Revenues of \$ 4,268,218
- Total 2017 Municipal Levy of \$ 3,456,641

2017 Municipal Budget

Township of Beckwith

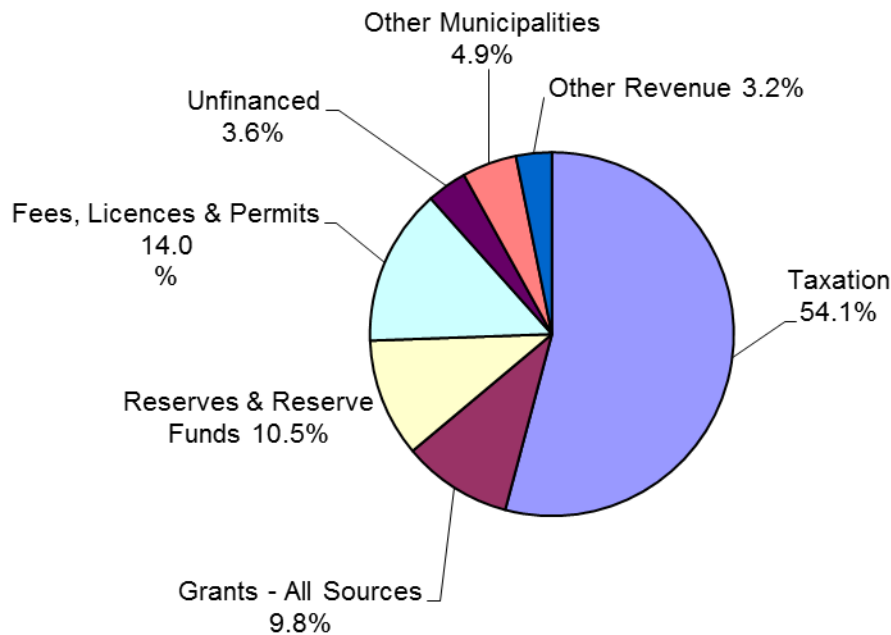
Waste Management Fee; applies to residential properties only.

2007 Waste Management	\$154.50
2008 Waste Management	\$154.50
2009 Waste Management	\$160.00
2010 Waste Management	\$160.00
2011 Waste Management	\$160.00
2012 Waste Management	\$160.00
2013 Waste Management	\$160.00
2014 Waste Management	\$160.00
2015 Waste Management	\$208.00
2016 Waste Management	\$208.00
2017 Waste Management	\$208.00

2017 Municipal Budget

Township of Beckwith

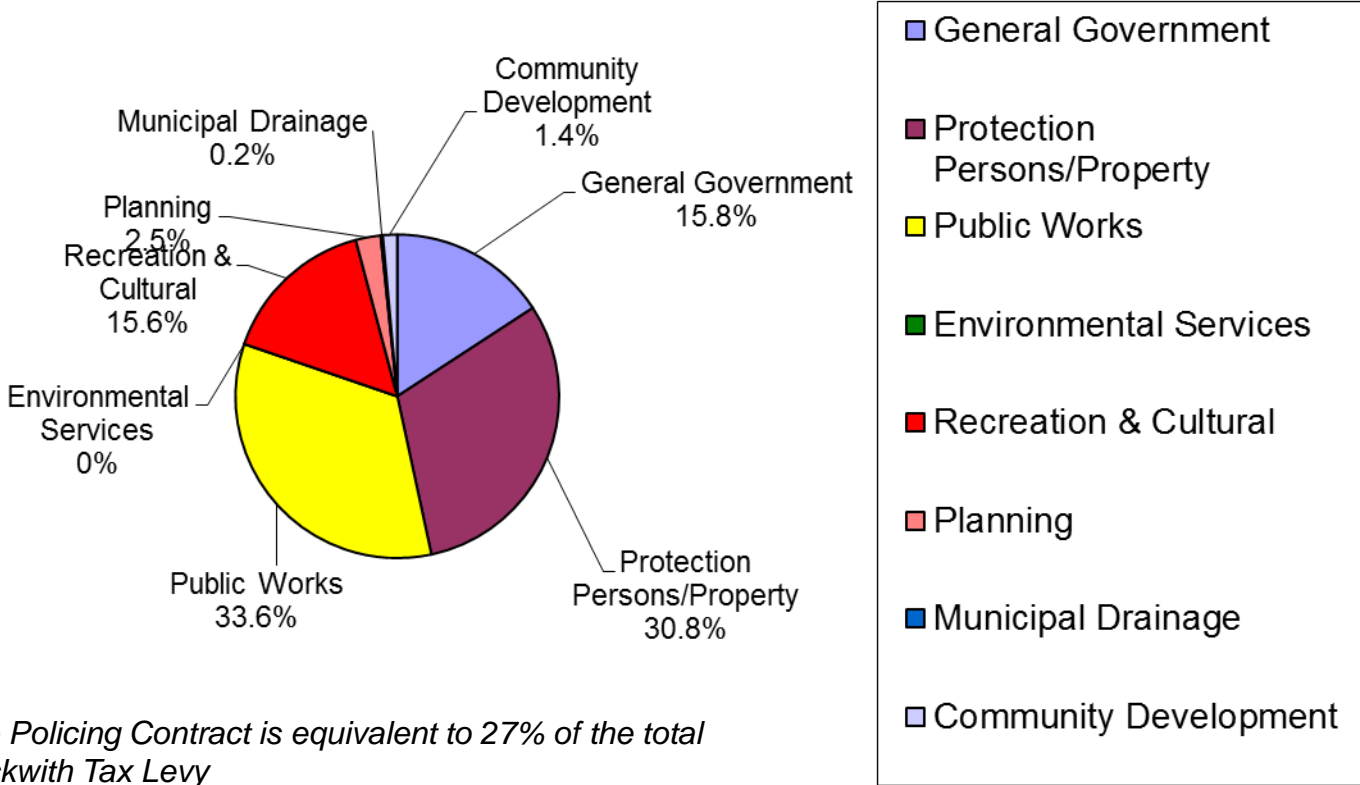
Sources of Revenue



2017 Municipal Budget

Township of Beckwith

Share of Taxation by Department



2017 Municipal Budget

Township of Beckwith
Administration

			Sources of Funding				
ADMINISTRATION	Description	Project Cost	Reserves	Dev Chgs	Grants	Other /UCO	Expenditure
One Room School House	Log One Room School House	\$120,251	\$80,167		\$40,084		\$0
TOTAL		\$120,251	\$80,167	\$0	\$40,084	\$0	\$0

2017 Municipal Budget

Township of Beckwith
Fire

FIRE	Description	Project Cost	Sources of Funding				Expenditure
			Reserves	Dev Chgs	Grants	Other /UCO	
Building Improvements	Addition to Fire Hall - 2014	\$36,660		\$36,660			\$0
Pumper Truck	Chassis	\$150,000	\$3,045			\$146,955	\$0
TOTAL		\$186,660	\$3,045	\$36,660	\$0	\$146,955	\$0

2017 Municipal Budget

Township of Beckwith
Building Department

Building Department	Description	Project Cost	Sources of Funding				Expenditure
			Reserves	Dev Chgs	Grants	Other /UCO	
Building Software	Computer Software	\$6,000	\$6,000				\$0
TOTAL		\$6,000	\$6,000	\$0	\$0	\$0	\$0

2017 Municipal Budget

Township of Beckwith Public Works - Roads

			Sources of Funding				
PUBLIC WORKS	Description	Project Cost	Reserves	Dev Chgs	Grants	Other/UCO	Expenditure
Private Roads Equalization Program		\$30,250	\$5,048				\$25,202
Kidd Road	2.55 km Dig-outs and Surface Treatment Lift	\$73,175	\$46,238		\$26,937		\$0
Lake Avenue East	Surface Treatment	\$71,742			\$50,000	\$21,742	\$0
Lee Crescent	Top Coat	\$115,000			\$50,000		\$65,000
Gravel Roads	Upgrade	\$50,000					\$50,000
Transfer to Roads Capital Reserve		\$80,000					\$80,000
TOTAL		\$420,167	\$51,286	\$0	\$126,937	\$21,742	\$220,202

2017 Municipal Budget

Township of Beckwith

Public Works continued – Building

			Sources of Funding				
PUBLIC WORKS - Building	Description	Project Cost	Reserves	Dev Chgs	Grants	Other/UCO	Expenditure
Garage	Seal walls to contain insulation	\$5,000					\$5,000
	Paint Interior of Garage	\$3,000					\$3,000
Coverall Building	Pave Access	\$31,866		\$14,170		\$14,750	\$2,946
TOTAL		\$39,866	\$0	\$14,170	\$0	\$14,750	\$10,946

2017 Municipal Budget

Township of Beckwith

Public Works continued – Vehicles

			Sources of Funding				
PUBLIC WORKS - Vehicles	Description	Project Cost	Reserves	Dev Chgs	Grants	Other/UCO	Expenditure
3 Ton Truck	3 Ton Truck with Plow and Dump Box	\$95,000	\$50,000				\$45,000
Power Machine	For Drilling and Driving Sign Posts	\$3,000					\$3,000
Water Tank	Used for Tandem Truck Unit 3	\$19,000					\$19,000
TOTAL		\$117,000	\$50,000	\$0	\$0	\$0	\$67,000

2017 Municipal Budget

Township of Beckwith
Recreation

			Sources of Funding				
RECREATION & CULTURAL	Description	Project Cost	Reserves	Dev Chgs	Grants	Park Dev Fee	Expenditure
General	Beckwith Recreation Complex Fund	\$29,886				\$29,886	\$0

2017 Municipal Budget

Township of Beckwith

Recreation - *continued*

RECREATION & CULTURAL	Description	Project Cost	Sources of Funding				Expenditure
			Reserves	Dev Chgs	Grants	Other	
Playground Equipment/ Splash Pad	Splash Pad and Water Treatment System	\$291,327					\$56,216
	Playground Structure and Installation	\$210,643					
	Poured in Place Rubber	\$102,778	\$310,484	\$124,700		\$179,000	
	Shade Shelter	\$58,512					
	Contingency	\$7,140					
Storage Shed		\$6,000	\$6,000				\$0
Basketball Nets		\$2,500		\$2,200			\$300
Softball Diamond	Moving Outfield Fence	\$3,000	\$3,000				\$0
TOTAL		\$681,900	\$319,484	\$126,900	\$0	\$179,000	\$56,516

2017 Municipal Budget

Township of Beckwith

Recreation - *continued*

			Sources of Funding				
RECREATION & CULTURAL	Description	Project Cost	Reserves	Dev Chgs	Grants	Other	Expenditure
Coverall Building	Dance Floor	\$7,500	\$4,736				\$2,764
TOTAL		\$7,500	\$4,736	\$0	\$0	\$0	\$2,764

2017 Municipal Budget

Township of Beckwith

CAPITAL SUMMARY

Department	Project Cost	Sources of Funding				Expenditure
		Reserves	Dev Chgs	Grants	Other/UCO	
Administration	\$120,251	\$80,167		\$40,084		\$0
Fire	\$186,660	\$3,045	\$36,660		\$146,955	\$0
Building Department	\$6,000	\$6,000				\$0
Public Works	\$577,033	\$101,286	\$14,170	\$126,937	\$36,492	\$298,148
Recreation	\$719,286	\$324,220	\$126,900		\$208,886	\$59,280
TOTAL	\$1,603,230	\$508,718	\$177,730	\$167,021	\$392,333	\$357,428

2017 Municipal Budget

Township of Beckwith

GRAVEL MAINTENANCE PROGRAM

Road Name	Description	KM
Bourne Road	From Brunton Side Road to Cuckoo's Nest Road	3.7
Crooked Side Road	From Kidd Road to Amberwood Road	1.4
Davis Side Road	From County Road 10 to end	1.8
Kings Creek Road	From Brunton Side Road to Ashton Station Road	3.8
Ferguson Road	East from County Road 17 to end	0.8
McLenaghan Road	From County Road 10 to Day Road	0.4
Lewis Road	7 th Line to end	0.2
Whipporwill Road	All	1.3
McDiarmid Side Road	9 th Line to Township Trail Gate	0.5
Day Road	County Road 10 to dead end	1.8
Saunders Road	Crooked Side Road to end	0.2
Ashton Station Road	From Graham Road to Boundary Road	1.2
TOTAL		17.1

ASSESSMENT UPDATE

- Municipal Property Assessment Corporation (MPAC) is responsible for determining property classifications and current value assessments for all properties in Ontario.
- Under the *Assessment Act*, assessment increases are phased-in over four years for all property types. A decrease in assessment is applied immediately.
- A reassessment occurred in 2016 by MPAC for taxation years 2017 – 2020.
- Average assessment of residential properties in Beckwith Township increased by 2.3% in 2017.

2017 Municipal Budget Township of Beckwith

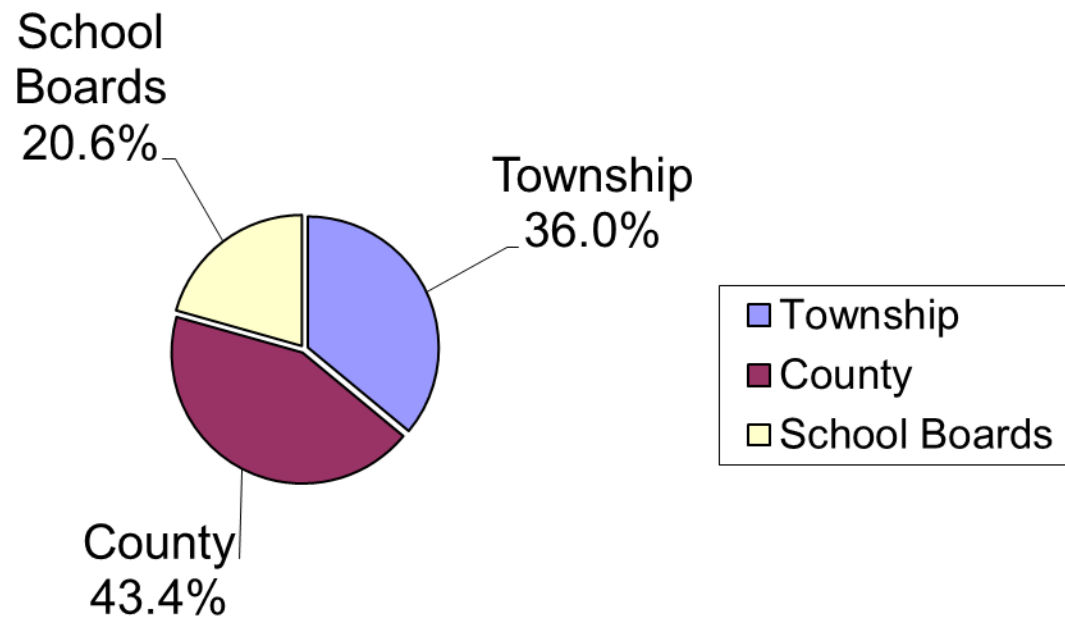
ASSESSMENT PHASE-IN EXAMPLE
Based on \$100,000 of Residential Assessment

Property Classification –				Residential
2016	2017	2018	2019	2020
\$100,000	\$102,300	\$105,267	\$108,214	\$111,244

2017 Municipal Budget

Township of Beckwith

Share of Taxation - Residential



2017 Municipal Budget

Township of Beckwith

DISTRIBUTION OF TAX BILL

For every dollar of taxes paid by a residential homeowner, the township receives \$0.36; the county receives \$0.43; and the school boards receives \$0.21.

2017 Municipal Budget

Township of Beckwith

- New residential growth was 2.1% in 2016.
- Beckwith Township total assessment for 2017 is \$1,124,660,531
- Beckwith Township total residential assessment for 2017 is \$1,066,326,656

HOW PROPERTY TAXES ARE CALCULATED?

$$\begin{array}{c} \boxed{\text{Property Taxes}} \\ = \\ \boxed{\text{Assessed Property Value}^*} \end{array} \times \begin{array}{c} \boxed{\text{Education Tax Rate}} \\ + \\ \boxed{\text{County Tax Rate}} \\ + \\ \boxed{\text{Municipal Tax Rate}} \end{array}$$

* Assessed Property Values provided by the Municipal Property Assessment Corporation (MPAC)

2017 Municipal Budget

Township of Beckwith

COMBINED RESIDENTIAL TAXATION

YEAR	ASSESSMENT		TAX RATE	TOTAL TAXES
2016	100,000	Education	0.00188000	\$188.00
		County	0.00373000	373.00
		Local	0.00322712	313.71
		TOTAL 2016 TAXES		\$874.71

YEAR	ASSESSMENT		TAX RATE	TOTAL TAXES
2017	102,300	Education	0.00179000	\$183.12
		County	0.00376627	385.29
		Local	0.00312619	319.81
		TOTAL 2017 TAXES		\$888.22

The Average Residential Assessment is \$346,000 for 2017.

2017 Municipal Budget

Township of Beckwith

IMPORTANT DATES

- Final tax bill installments are due Monday, June 26th and Monday, September 25th , 2017.
- For your convenience the municipal office will be open Saturday, June 24th, and Saturday, September 23rd, 2017 from 9:00 a.m. – 12:00 noon, to receive tax payments.

2017 Municipal Budget

Township of Beckwith

- Thank you to both Council and Staff for all the hard work and effort in preparing the 2017 budget.
- This presentation will be available on the Municipal website at www.twp.beckwith.on.ca
- Questions?